



Course creation made simple, fast, and scalable

Absorb Create: the market-leading, AI-powered course authoring tool within Absorb LMS

Creating engaging and professional custom courses for your employees, customers, or partners is key to driving optimal learning outcomes. However, custom course creation can be challenging with limited time and resources.

Enter **Absorb Create** – the best course creation tool in the market that enables you to design, edit, and publish engaging, high-quality courses and assessments with ease directly within the LMS. With powerful features like Create AI and AI-generated quizzes, you can create sleek, well-structured courses along with assessments to test knowledge retention with minimal effort.

How do you want to get started?

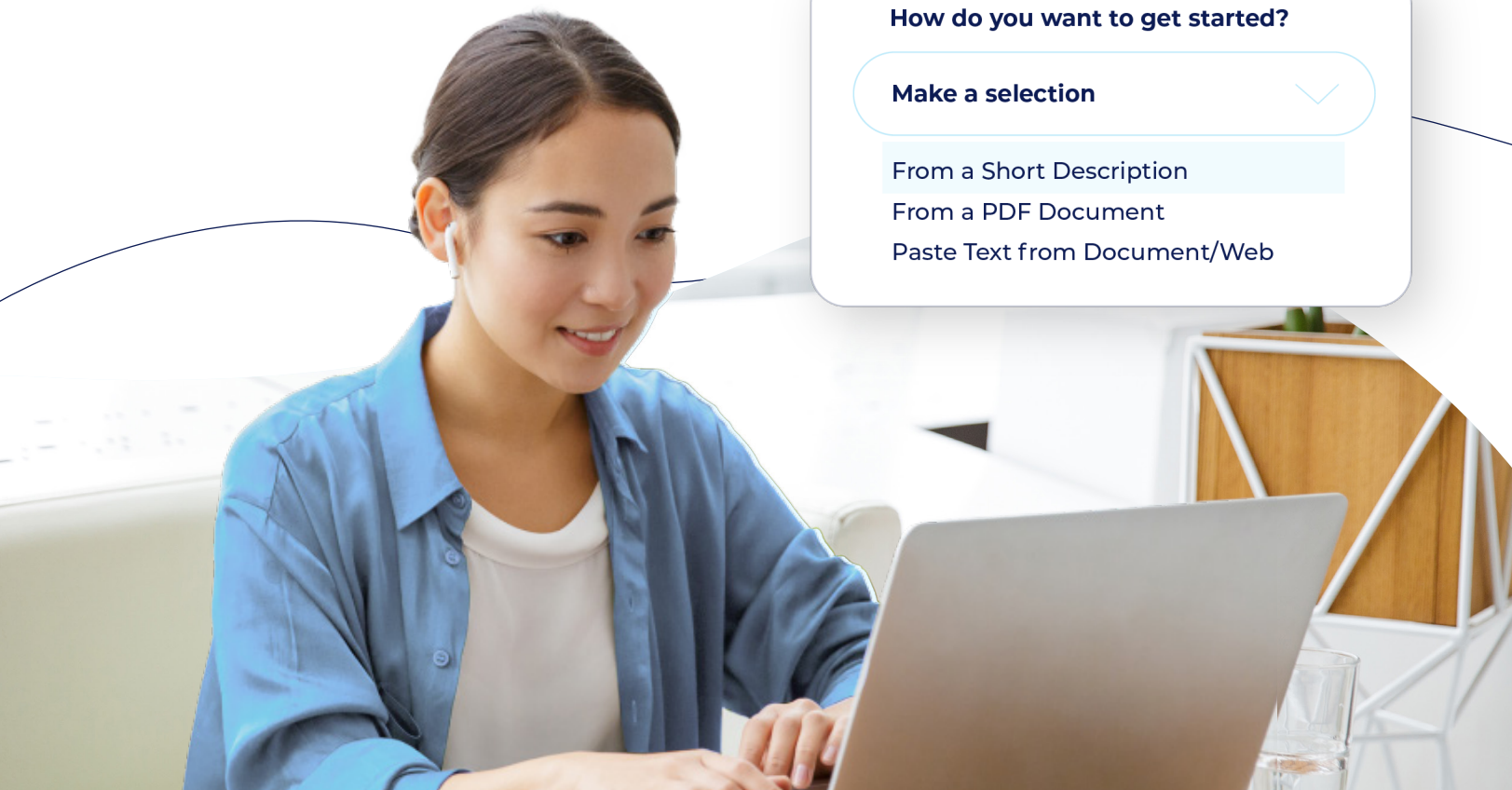
Make a selection

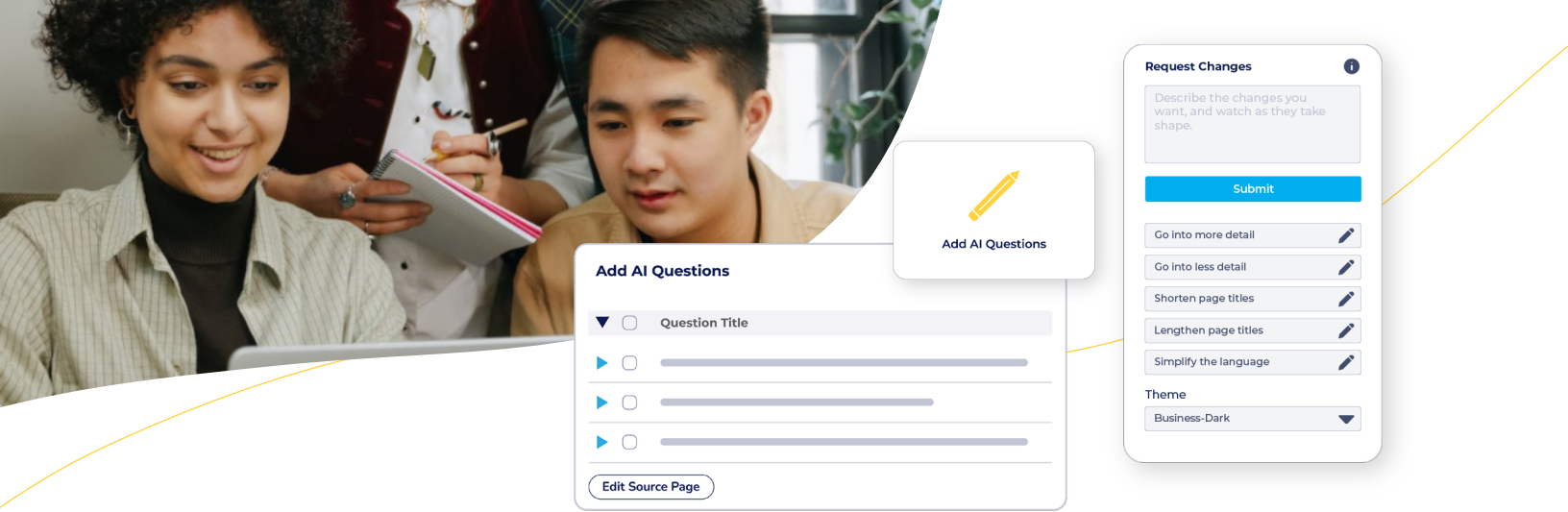


From a Short Description

From a PDF Document

Paste Text from Document/Web





Create interactive courses in minutes with **Absorb Create**

For organizations striving to achieve the best learning outcomes, the right tools make all the difference. While traditional course creation software can take up to 49 hours to develop a single course, Absorb Create, powered by generative AI, allows you to produce beautifully designed courses in just minutes—all within a single platform. With Absorb Create, course creation has never been smarter or faster.

Key features include:



AI-generated courses and assessments

Build beautifully designed courses and aligned quiz questions effortlessly.



Branded and custom template

Start with a template and adjust it to reflect your brand.



Seamless content conversion

Turn PowerPoint presentations, PDFs, or pasted content into polished courses instantly.



AI voiceovers

Maintain consistency with automated, professional narration.



Generative AI research

Enter a topic or prompt and let AI research and develop your content.



Video creation made simple

Drag and drop to record, upload, and edit videos.



Editable outputs

Easily refine AI-generated content, design elements, and quiz questions to suit your needs.



Interactive features

Add interactive quizzes, pop-ups, translations, audio recordings, and closed captions to elevate the learner experience.

Optimize your content with collaborative feedback loops

Correct course content is essential for a strong and successful learning program. Having a centralized place to gather feedback and approvals from subject matter experts and stakeholders saves both time and effort in the course creation process. Absorb Create keeps projects moving forward by providing a shared online environment where content creators can collaborate across departments, roles, or time zones.

Define roles and responsibilities

Identify subject matter experts and assign key roles within your team.

Simplify approvals

Use the reviewer feature to gather stakeholder feedback and secure approvals seamlessly.

One-click publishing

Publish online courses directly to your LMS with ease.


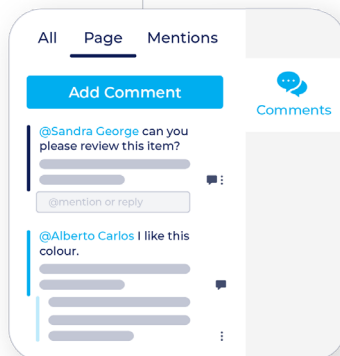
Leverage a centralized library

Access a library of uploaded content and assets to enhance course creation.


Versatile export options

Publish courses in any eLearning format, including SCORM 1.2, SCORM 2004, xAPI, and HTML5.


Learn Everywhere



Engaging Learners



Empowering Learning Admins



Accessibility to empower every learner

Absorb Create provides accessible tools that make the learning experience inclusive and engaging for all your learners.

Our inclusive accessibility features include:



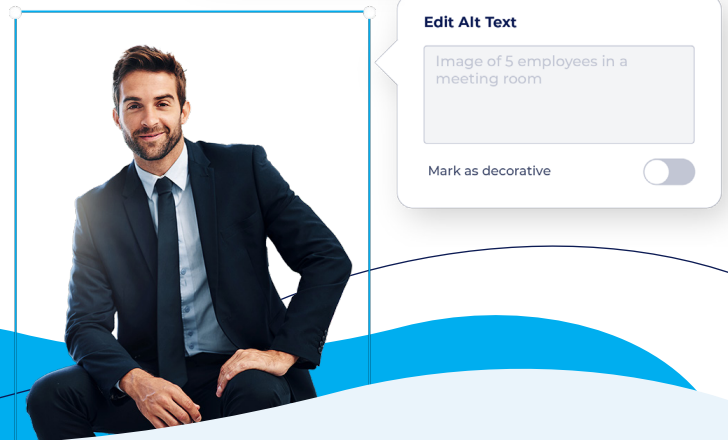
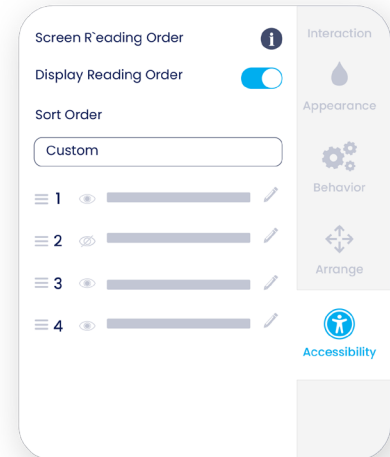
Blind/low vision support with NVDA reader, focus indicator, and alternative text for images.



Hard-of-hearing assistance through video scripts and closed captioning



Compatibility with keyboard navigation and shortcuts



Want to simplify your course creation process?

Schedule a demo today!

- **North America:**
sales@absorblms.com
+1 (877) 920 2575
- **EMEA:**
sales@absorblms.eu
+44 (0)20 3880 7941
- **APAC:**
sales@absorblms.com.au
+61 (2) 90536618

